

THE INFORMATION CONTAINED IN THIS DRAWING IS THE SOLE PROPERTY OF SPANCO. ANY REPRODUCTION IN PART OR WHOLE WITHOUT THE WRITTEN PERMISSION OF SPANCO IS PROHIBITED.

		-----PACKING-----				
ASSEMBLY PART NUMBER	BEAM CLAMP KIT PART NUMBER	FITS THESE BEAM SIZES	5/8" BOLT LENGTH (GR 5)	QTY OF 18-0007 (WASHER 5/8" CLIPPED 1/8"TH)	QTY OF 18-0006 (PACKING, SHORT 5/8" LP1062S, 5/16TH)	QTY OF 18-0023 (PACKING, TALL, 5/8BOLT, LP2062S, 5/8"TH)
06-3468	CFK-1/4-5/16	S6x12.5, S8x18.4, S10x25.4, ALU5x3.43, ALU6x4.3, ALU8x6.35, ALU10x8.76	3"	0	0	0
06-3470	CFK-3/8-7/16	S12x31.8, S15x42.9, S18x54.7, ALU12x10.99	3"	4	0	0
06-3471	CFK-1/2	S24x80, W10x30, W12x35	3"	8	0	0
06-3472	CFK-9/16-5/8	W16x50, W18x55	3"	0	4	0
06-3473	CFK-11/16-3/4	W21x68, W24x84	3-1/2"	4	4	0
06-3474	CFK-1	W24x103	3-1/2"	4	0	4

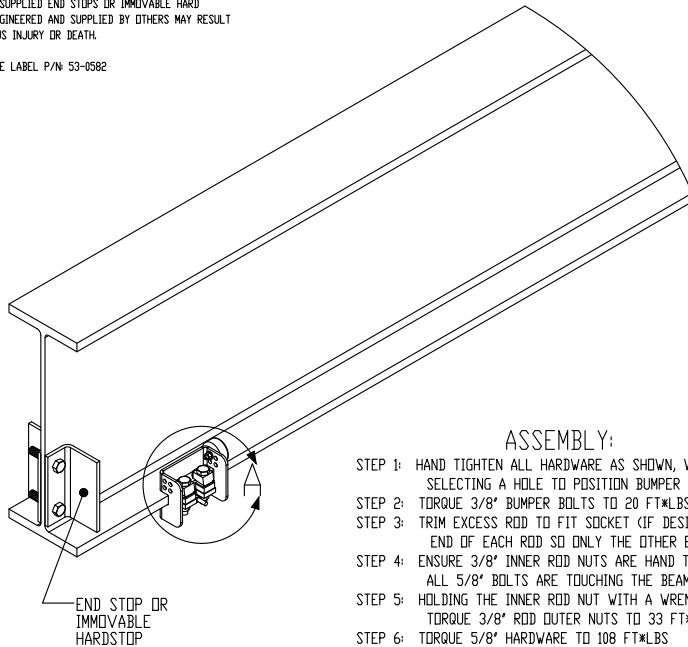
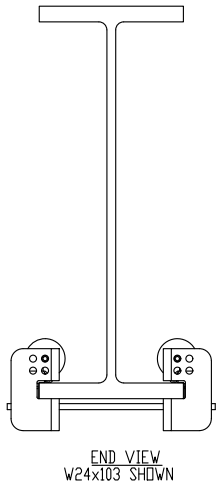
NOTE: 06-3468-1, 06-3470-1, ETC. ARE FOR 1 END OF BEAM ONLY



WARNING:

FACTORY SUPPLIED END STOPS FOR SPANCO SYSTEMS OR IMMOVABLE HARD STOPS ENGINEERED AND SUPPLIED BY OTHERS MUST BE USED TO PREVENT THIS ASSEMBLY FROM SLIPPING OFF OF THE BOOM TIP OR END OF THE BEAM. FOLLOW ALL ASSEMBLY INSTRUCTIONS. FAILURE TO USE FACTORY SUPPLIED END STOPS OR IMMOVABLE HARD STOPS ENGINEERED AND SUPPLIED BY OTHERS MAY RESULT IN SERIOUS INJURY OR DEATH.

REFERENCE LABEL P/N 53-0582



ASSEMBLY:

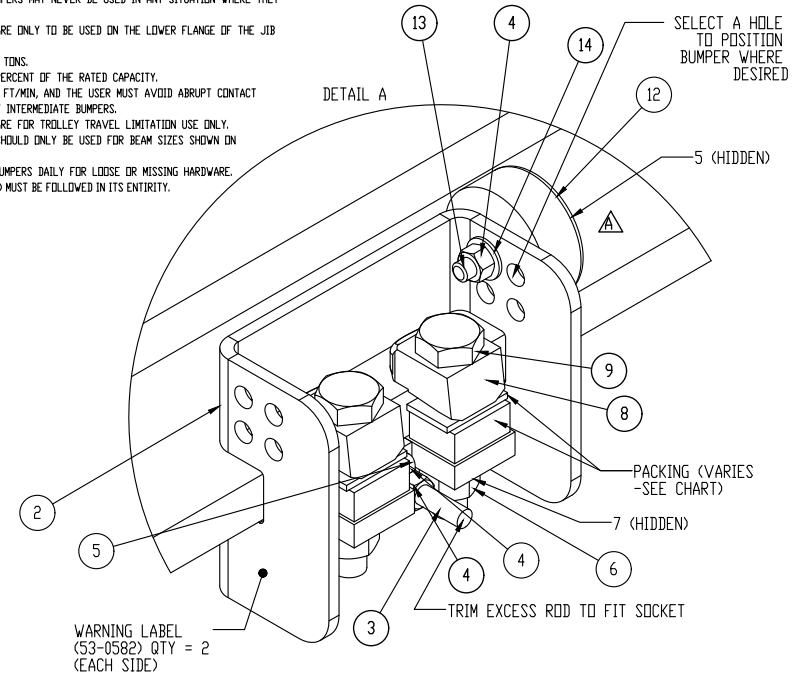
- STEP 1: HAND TIGHTEN ALL HARDWARE AS SHOWN, WHILE SELECTING A HOLE TO POSITION BUMPER WHERE DESIRED
- STEP 2: TORQUE 3/8" BUMPER BOLTS TO 20 FT*LB
- STEP 3: TRIM EXCESS ROD TO FIT SOCKET (IF DESIRED), ALIGN ONE END OF EACH ROD SO ONLY THE OTHER END NEEDS TRIMMED.
- STEP 4: ENSURE 3/8" INNER ROD NUTS ARE HAND TIGHTENED AND ALL 5/8" BOLTS ARE TOUCHING THE BEAM FLANGE
- STEP 5: HOLDING THE INNER ROD WITH A WRENCH, TORQUE 3/8" ROD OUTER NUTS TO 33 FT*LB
- STEP 6: TORQUE 5/8" HARDWARE TO 108 FT*LB

USAGE:

- "BOLT-ON" INTERMEDIATE BUMPERS MUST BE USED IN CONJUNCTION WITH FACTORY SUPPLIED END STOPS FOR ALL SPANCO JIB CRANES, T-SERIES, PF-SERIES, AND WIDE FLANGE GANTRY CRANES OR IMMOVABLE HARD STOPS ENGINEERED AND SUPPLIED BY OTHERS FOR SYSTEMS NOT MANUFACTURED BY SPANCO. IMMOVABLE HARD STOPS ENGINEERED AND SUPPLIED BY OTHERS MUST PREVENT THE "BOLT-ON" INTERMEDIATE BUMPERS FROM SLIPPING OFF OF THE BOOM TIP OR END OF THE BEAM. IF THE "BOLT-ON" INTERMEDIATE BUMPERS WERE TO COME LOOSE, WITHOUT END STOPS OR IMMOVABLE HARD STOPS ENGINEERED AND SUPPLIED BY OTHERS, THE HOIST AND LOAD COULD FALL, RESULTING IN SERIOUS INJURY OR DEATH.
- ALWAYS PROPERLY TORQUE THE BOLTS TO HELP PREVENT "BOLT-ON" INTERMEDIATE BUMPERS FROM COMING LOOSE OR SLIDING DURING USE.
- THESE "BOLT-ON" INTERMEDIATE BUMPERS MAY NEVER BE USED IN ANY SITUATION WHERE THEY COULD COME LOOSE OR SLIDE OFF.
- "BOLT-ON" INTERMEDIATE BUMPERS ARE ONLY TO BE USED ON THE LOWER FLANGE OF THE JIB OR GANTRY.
- THE MAXIMUM HOIST CAPACITY IS 10 TONS.
- THE MAXIMUM HOIST WEIGHT IS 15 PERCENT OF THE RATED CAPACITY.
- THE MAXIMUM TROLLEY SPEED IS 50 FT/MIN, AND THE USER MUST AVOID ABRUPT CONTACT BETWEEN THE TROLLEY AND "BOLT-ON" INTERMEDIATE BUMPERS.
- "BOLT-ON" INTERMEDIATE BUMPERS ARE FOR TROLLEY TRAVEL LIMITATION USE ONLY.
- "BOLT-ON" INTERMEDIATE BUMPERS SHOULD ONLY BE USED FOR BEAM SIZES SHOWN ON CHART.
- INSPECT "BOLT-ON" INTERMEDIATE BUMPERS DAILY FOR LOOSE OR MISSING HARDWARE.
- CMAA 79 (CRANE OPERATOR'S MANUAL) MUST BE FOLLOWED IN ITS ENTIRETY.

ITEM NO.	QTY.	PART NO.	DESCRIPTION
2	2	06-3467	WELDMENT, "BOLT-ON" INTERMEDIATE BUMPER
3	1	51-0001-01.08	3/8"-10 NC THREADED ROD X 1'-1"
4	6	11-0020	NUT, HEX 3/8-16
5	4	15-0002	FLAT WASHER, 3/8"
6	4	11-0040	5/8"-11UNC HEX NUT
7	4	14-0004	WASHER, LOCK SPLIT 5/8" ZINC PLATED
8	4	18-0021F	FORGED BEAM CLAMP SHORT TAIL 1/4"
9	4	10-0304	BOLT, HEX HEAD 5/8-11UNC X 3-1/2 GR5
12	2	300107	2 1/2" ROUND BUMBER
13	2	10-0104	3/8"-16UNC X 1 1/2" HEX HEAD BOLT
14	2	14-0002	3/8" LOCKWASHER

NOTE: ITEMS 6, 7, 8, & 9 ARE PART OF "CFK" ASSEMBLY (SEE CHART)
NOTE: ONLY ONE END OF GANTRY SHOWN, SO TOTAL QUANTITIES ARE DOUBLE.



C	10/9/19	JRG	WAS B SIZE, CHANGED "ENDSTOP" TO "BOLT-ON" INTERMEDIATE BUMPER WHERE APPLICABLE
B	9/26/19	JRG	NATHAN, LYNN, AND JASON WORKED OUT CLEARER CUSTOMER VERBIAGE
A	9/5/2019	RNP	REPLACED PART 06-3474 WITH PART 300107 PER ECD 19-0040, ADDED NOTE
REV.	DATE	NAME	REVISION DESCRIPTION
UNLESS OTHERWISE SPECIFIED DIMENSIONS ARE IN INCHES TOLERANCES ARE:		CAD GENERATED DRAWING. DO NOT MANUALLY UPDATE TO NET SCALE DRAWING	
FRACTIONS	DECIMALS	ANGLES	APPROVALS
±1/16"	.005	±1°	DATE
	.0005		01/02/18
MATERIAL		CHECKED	
FINISH		APPROVED	
STATUS		PLOT DATE	WT.
		PROJECT NO.	SCALE
			N.T.S.
SIZE (DWG. NO.)		REV. C	
06-3474		06-3474	
CAD FILE:		SHEET 1 OF 1	
06-3474			



GANTRIES/JIBS
"BOLT-ON" INTERMEDIATE BUMPERS
ASSEMBLY