







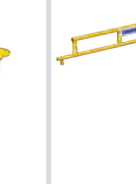


INDUSTRIAL JIB CRANES

SPANCO®
Inc.

Promise to perform.

SPANCO JIB CRANES

SELECTOR GUIDE

							
Jib Crane Type	Freestanding 100, 101, 102 Series	Mast-Style 200, 201 Series	Wall-Mounted 300, 301 Series	Articulating 400, 401, 402 Series	Enclosed-Track Workstation 500, 501 Series	Foundationless 600, 605 Series	Wall-Traveling
Key Features	Installs anywhere; high capacities	High capacities, no foundation	Requires no floor space or foundation	Reach around corners, columns, & into machinery	Fast & easy trolley movement; high productivity	No foundation, easy relocation	Frees up large overhead cranes
Boom Rotation	360°	360°	180°	Wall-Mounted: 180° inner Arm & 360° Outer Arm Ceiling-Mounted & Freestanding: 360° on both arms	180° (Wall) or 360° (Freestanding)	360°	N/A
*Capacities: Standard; Custom	Up to 5 tons; Up to 15 tons	Up to 5 tons	Up to 5 tons; Up to 10 tons	Up to 2,000 lbs	Up to 1,000 lbs	Up to 1,000 lbs	Custom
*Spans: Standard; Custom	Up to 20'; Up to 50'	Up to 20'; Up to 30'	Up to 30'; Up to 40'	Up to 16'	Up to 16'	Up to 16'	Custom
Beam Type	I-beam or Wide-Flange	I-beam or Wide-Flange	I-beam or Wide-Flange	Tubular Steel	Trussed Enclosed Track	I-beam or Trussed Enclosed Track	Standard S-beam
*HUB: Standard; Custom	Up to 20'; Up to 40'	Up to 20'; Up to 40'	Determined by application	Freestanding up to 14'	Freestanding systems up to 12'; up to 20'	Up to 20'	Custom
Motorized Rotation Options	Chain & Sprocket	Chain & Sprocket	Chain & Sprocket	N/A	N/A	Chain & Sprocket for 600 Series	Variable Frequency Drives
Foundation	Baseplate, Foundation, or Sleeve Insert	No	No	Baseplate (Freestanding)	Some require foundation	No	No
*Key Options	Air Piping; Electric Collector Rings or Air Swivel for Continuous Rotations	Full Cantilever or Drop Cantilever Models	Full Cantilever or Tie-Rod Models	Freestanding, Ceiling-Mounted, or Wall-Mounted	Freestanding, Portable Base, or Wall-Mounted	I-beam Boom or Trussed Enclosed Track Boom Models	Voltage Options

*Maximum capacities, spans, and Height Under Boom (HUB) listed vary depending on desired combinations. Additional custom capacities, spans, HUBs, and options are available. Contact your local Spanco dealer or call us at 800-869-2080.

WHY SPANCO?

- 1** We carry the widest selection of pre-engineered, ready-to-ship jib cranes in America.
- 2** We have the willingness and ability to custom engineer jib crane solutions for your unique applications. Our business model readily handles “one-of-a-kind” design challenges.
- 3** Our engineers do comprehensive finite element analysis and destructive testing during the Research and Development process to ensure the highest quality cranes.
- 4** All of our jib cranes — including custom engineered models — meet or exceed standards set by:
 - The Crane Manufacturers Association of America (CMAA)
 - The Occupational Safety and Health Administration (OSHA)
- 5** We deliver exceptional weld quality. Since our beginning in 1979, all of our welders have been certified by the American Welding Society. In 2011, we earned AWS’s prestigious Certified Welding Fabricator (CWF) designation for our comprehensive quality management systems that oversee our welding fabrication.
- 6** Our precision manufacturing ensures you that your jib cranes will operate smoothly and precisely for years to come.
- 7** We’ve embraced ISO 9001:2015 quality management systems, especially as a means to monitor the quality of our products and interactions with customers, dealers, and reps.
- 8** All system proposals begin with an on-site evaluation of your material handling needs and expert recommendations by our trained Spanco dealers.
- 9** We engineer and manufacture a full portfolio of workstation lifting solutions — from Jib Cranes to Bridge Cranes — so you can be assured that all of our system recommendations will be guided by your application’s best interests.
- 10** Our Jib Cranes are delivered on time and in the most thought-out and protective packaging in the crane industry.
- 11** Our dealers provide continuous on-site technical support for all of our customers.
- 12** Our Jib Cranes are backed by the best warranty in the industry: a 10-year warranty for all manual systems and a one-year warranty on motorized drive components.



A One-Ton Spanco Freestanding Jib Crane used for shipping and assembly.



A Spanco worker in Las Vegas welding a custom wall traveler arm

SPANCO JIB CRANES

TABLE OF CONTENTS

100 Series




200 Series



300 Series



400 Series



2 Spanco® Jib Crane Selector Guide

3 Why Spanco?

6 Why Use Jib Cranes?

8 Freestanding Jib Cranes

Higher capacities and longer spans than wall-mounted cranes, these foundation-mounted cranes install almost anywhere.

12 Mast-Style Jib Cranes

360-degree boom rotation, either manual or motorized. Bolts to floor and building's steel beams, eliminating costly special foundations.

14 Wall-Mounted Jib Cranes

Require no floor space or foundation. Fold out of way of large overhead cranes. Unmatched clearance above and below the boom.

16 Articulating Jib Cranes

Lift and move loads around corners and columns. Reach into machinery. Mount onto floors, walls, or ceilings/bridge cranes.

18 Enclosed Track Workstation Jib Cranes

Easy, ergonomic lifting & transfer of repetitive loads. Small, agile cranes that are faster than I-beam models.



22 Wall-Traveling Jib Cranes

For long lateral movement of materials without taking up any floor space or interfering with large overhead cranes.



23 Foundationless Jib Cranes

These systems do not require a special foundation to be poured, so they can be installed almost anywhere within your facility and can be easily relocated if needed.



24 Motorized Jib Cranes

For heavy loads or hard-to-reach areas, motorize the rotation of your jib crane.




25 Retrofit Drives for Jib Cranes

25 Drive Control Panels

26 The Perfect Complement for Existing Overhead Cranes

27 Warranty



Retrofit Drives

Drive Control Panels

WORKSTATION JIB CRANES

WHY USE JIB CRANES

- **Lift and Transfer:** Spanco® Jib Cranes lift and transport materials in semi-circles (180 degrees) or full circles (360 degrees) around their support structure. Jib cranes can also be used to “hand off” materials to adjacent workstations or conveyors.
- **Hold Tools Where You Need Them:** manual and electric hoists, manipulators, balancers, welding wire feeders, and other tools can easily travel overhead on trolleys along the jib boom.
- **Maximize Your Space:** our wall-mounted models require no floor space. We offer models with unrivaled clearance, both above and under the boom.
- **Use What You Already Have:** on some designs, you can use your building’s existing columns or overhead beams to mount our jib cranes, saving you money.
- **Indoor/Outdoor:** our freestanding jibs can be weatherized for outdoor use.
- **Reach Anywhere:** our articulating jib cranes have booms with two axes so they can reach around obstacles, such as columns or corners.
- **Complement Your Existing Cranes:** our jibs quickly fold out of the way of large overhead cranes.
- **Versatile Capacities:** our offered capacities range from 100 pounds to 15 tons, with hundreds of pre-engineered models.



A Spanco 301-Series Wall-Bracket Jib Crane

A custom equipment manufacturer servicing the coal and paper industries had up to 20 different jobs in progress that were constantly juggled by two large overhead cranes. After a thorough review, their local distributor recommended a Spanco 301-Series Wall-Mounted Jib Crane for each work area. Now a single worker can lift and position loads up to two tons within a 180-degree semi-circular area, eliminating production bottlenecks. Plus, the jibs quickly fold out of the way of the overhead cranes.

UNSURPASSED PRECISION CRANE QUALITY

How to Choose the Right Jib Crane

- Boom Rotation: freestanding and mast-style jib cranes offer 360-degree rotation; wall-mounted cranes offer 180-degree rotation; and articulating jib cranes provide either 180-degree rotation on the inner arm and 360-degree rotation on the outer arm (for wall or column-mounted articulating jibs) or 360-degree rotation on both arms for freestanding or ceiling/bridge-mounted systems.
- Height Under Boom (HUB): distance from the floor to the underside of the jib crane's boom. Also factor in the size of the hoist and the lift height needed.
- Overall Jib Crane Height: factor in any attachments, such as electrical entry, so the crane will be free from overhead obstructions.
- Actual Working Span Needed: the actual working span, called the clear span, is always less than the overall span.
- Power Requirements: see pages 24 and 25 for motorized rotation options.

Design Factors

Spanco's design includes an allowance of 15% of nameplate capacity for dead weight of the trolley and hoist. An additional allowance of 25% of nameplate capacity is also included for impact.

- Nameplate capacity represents the rated load on the hoist hook. The load rating of a hoist shall not exceed the rated capacity.
- The pipe mast or column is designed to give maximum strength and minimum deflection to resist bending, buckling, crushing, and wear by the trunnion roller assembly.
- The top bearing assembly utilizes a tapered roller bearing provided with a grease fitting for proper lubrication.
- All bearings are designed for a 5,000 hour B-10 design life.
- Applications involving vacuums, magnets, or other high-impact lifters are considered severe usage (continuous service) and require special design considerations. Please contact Spanco.
- Consult factory for usage other than moderate and all instances of high-cycle rates or high-impact applications.



A Spanco Three-Ton Freestanding Jib Crane replacing motors



A Spanco 500-Pound Freestanding Articulating Jib Crane with an inverted outer arm and vacuum attachment for easy lifting

JIB CRANES FREESTANDING

100, 101, 102 SERIES

INSTALL HIGH-CAPACITY LIFTING ANYWHERE

Spanco Freestanding Jib Cranes install almost anywhere, including outside. These foundation-mounted, freestanding jibs offer higher capacities, longer spans, and greater rotation than our wall-mounted jib cranes.



100 Series
Freestanding Jib Crane

FREESTANDING JIB CRANE OPTIONS

- Electric collector rings or air swivel for continuous 360-degree boom rotation
- Box track festooning
- Motorized rotation
- Taglines
- Rotation stops
- Boom locks
- Special control enclosures available to match your environment
- Specialty paint finishes or hot-dip galvanizing available, as well as custom designs for outdoor applications



360° Rotation

A large Spanco 100-Series Freestanding Jib Crane that's been galvanized to protect against sea spray and a corrosive outdoor environment. The jib was installed to lift boats easily at a protected, still-water marina.

SPANCO FREESTANDING JIB CRANES

Freestanding Jib Cranes	Boom Rotation	Capacities	Spans	Height Under Boom	Powered Rotation
100 Series Base-Plate Mounted	360°	Up to 15 Tons	Up to 50'	Up to 40' (Under Beam)	Available on New Cranes & As Retrofit (see page 24)
101 Series Foundation Mounted					
102 Series Sleeve-Insert Mounted					

Foundations

- Spanco Freestanding Jib Cranes are designed to be mounted to a permanent concrete foundation, which both anchors the crane and acts as a counterweight for the forces exerted by the crane under maximum loading conditions. The recommended foundations are based on a soil pressure of 2,500 pounds per square foot. It may be possible to reduce the foundation size if it is determined feasible by a qualified architect or engineer.
- It is solely the customer's responsibility to provide the proper foundation for the crane. There must not be any deviation from the recommended foundation size without first consulting a qualified professional.



A Spanco Two-Ton 100-Series Freestanding Jib Crane with a 50-foot span trussed boom. The crane is mounted to the existing structure of a coal plant on the Susquehanna River. It is used to replace large coils that are part of a steam duct system.

100-Series Freestanding Jib Cranes: Base-Plate Mounted

- Easy to install
- Base plate is secured by anchor bolts to a prescribed, reinforced concrete foundation
- Six anchor bolts for masts less than 16 inches in diameter; 12 bolts for diameters 16 inches or greater
- The mast's connection to the hexagonal base plate is reinforced with six equally-spaced gussets
- Relocatable: entire crane, mast, and base plate can be removed, leaving behind only the footer and anchor bolts



JIB CRANES FREESTANDING

101, 102 SERIES

INSTALL HIGH-CAPACITY LIFTING ANYWHERE



101 Series
Foundation Mounted



101-Series Freestanding Jib Cranes: Foundation Mounted


- Spacious: no gussets, freeing up the area at the foot of the mast
- Square steel plate comes welded to bottom of mast
- The plate positions and plumbs the mast by anchoring it to the first-pour concrete footing
- The second-pour supports the mast



A worker lifts parts into a metalworking machine using a Spanco 1/2-Ton 101-Series Freestanding Jib Crane.

102-Series Freestanding Jib Cranes: Sleeve-Insert Mounted

- Relocatable: sleeve insert allows for crane relocation without damaging the mast
- Spacious: no gussets, freeing up the area at foot of crane's mast
- Sleeve is welded to a square steel plate; the plate positions and plumbs the sleeve by anchoring it to the first-pour concrete footing
- The second-pour supports the sleeve
- The mast is then placed into sleeve, leveled by wedges, and welded into place



A Spanco 102-Series Freestanding Jib Crane lifting solid metal bars weighing up to 1/2 ton.

JIB CRANES
MAST-STYLE
200, 201 SERIES

ELIMINATE COSTLY FOUNDATIONS



200 Series
*Mast-Style Jib Crane
Full Cantilever Design*

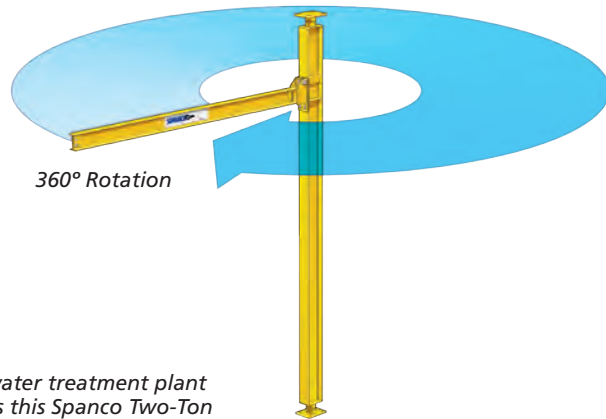
Spanco Mast-Mounted Jib Cranes provide full 360-degree rotation while eliminating the cost of a special foundation, which can cost more than the crane.

As a lower cost alternative to freestanding jib cranes, these full-feature mast-style cranes are:

- Bolted to the floor and existing overhead support structure (e.g., steel beams)
- Require no special mounting foundation; only a standard six-inch reinforced concrete floor
- Are available with power rotation on all new models



201 Series
*Mast-Style Jib Crane
Drop-Cantilever Design*



A water treatment plant uses this Spanco Two-Ton 200-Series Full-Cantilever Mast-Style Jib Crane at its receiving dock.

SPANCO MAST-STYLE JIB CRANES

Mast-Style Jib Cranes	Boom Rotation	Capacities	Spans	Overall Height (not HUB)	Powered Rotation
200 Series Full Cantilever	360°	Up to 5 Tons	Up to 20'	Up to 40'	Available on New Cranes
201 Series Drop Cantilever					

MAST JIB FEATURES


- Uses an I-beam or wide-flange beam (depending on size & capacity) for the boom and an H-beam for the column
- The top assembly includes self-aligning spherical bearings
- The bottom assembly includes bronze bearings and bronze thrust washers
- Both bearing assemblies are provided with grease fittings for self-lubrication and to aid rotation

OPTIONS FOR MAST-STYLE JIBS

- Festooning for air or electric power lines
- Motorized rotation (for Drop Cantilever 201 Series)
- Taglines
- Special control enclosures to match your environment
- Specialty paint finishes, hot-dip galvanizing, or custom designs for outdoor locations



Spanco 201-Series Mast-Style Drop-Cantilever Jib Cranes are similar to the 200-Series Full-Cantilever Jib Cranes, with the addition of side-plate connections to "drop mount" the boom permanently at a specified height on the mast. This design allows for clearance from overhead obstructions located below the top of the mast.



Spanco 200-Series Mast-Style Full-Cantilever Jib Cranes: the cantilevered boom is mounted at the top of the crane's mast to provide maximum clearance beneath it.

JIB CRANES WALL-MOUNTED 300, 301 SERIES



300 Series
Wall-Mounted Jib Crane
Cantilever



301 Series
Wall-Mounted Jib Crane
Tie-Rod Supported

SIMPLE EFFECTIVE AFFORDABLE LIFTING

Spanco Wall-Mounted Jib Cranes require no floor space and no special foundations. They quickly fold out of the way of large overhead cranes.

300-Series Wall-Mounted Jib Cranes: Cantilever Design

- Our Wall-Mounted Cantilever Jib Cranes offer the greatest amount of clearance, both under and above the boom
- Full-Cantilever design
- Transmits less direct force to building column than tie-rod supported jibs



301-Series Wall Mounted Jib Cranes: Tie-Rod Supported

- Our most economical crane, the Wall-Mounted Tie-Rod Supported Jib Crane has no support structure under the boom, so a trolley hoist can travel nearly the full length of the boom
- The design uses wall brackets with a tie-rod supported boom
- Engineered with a standard I-beam and single tie rod to eliminate off-center loading problems



At this plant, four Spanco ¼-Ton 300-Series Wall-Mounted Jib Cranes load and unload materials from a production bench. They can also transfer goods to adjacent cranes' coverage areas.

SPANCO WALL-MOUNTED JIB CRANES

Wall-Mounted Jib Cranes	Boom Rotation	Capacities	Spans	Height Under Boom	Powered Rotation
300 Series Cantilever	180°	Up to 5 Tons	Up to 30'	Determined by Application	Available on New Cranes
301 Series Tie-Rod Supported					

JIB CRANE DIY KIT OPTIONS

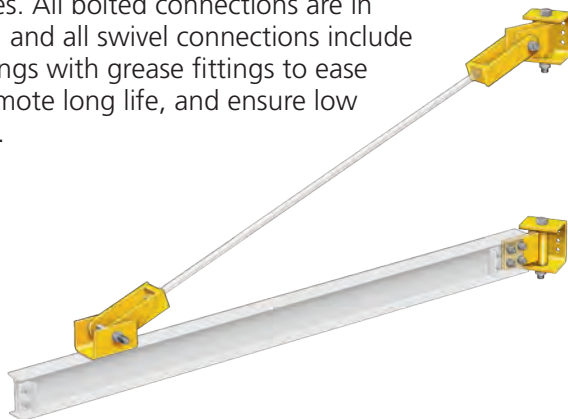
Wall Cantilever 300 Kits

Customers can fabricate their own Wall-Cantilever Jib Crane using the hinge components supplied by us. We provide all the hardware for bolting the hinges to the jib.



Wall Bracket 301 Kits

Wall Bracket Kits include all components except the I-beam, tie rod, and mounting hardware. Top and bottom wall brackets utilize a formed steel channel, with two bronze bushings, bronze thrust washers, and formed tie-rod clevises. All bolted connections are in double shear, and all swivel connections include bronze bushings with grease fittings to ease rotation, promote long life, and ensure low maintenance.




Spanco Wall-Mounted Jib Cranes easily fold out of the way of larger overhead cranes for a flexible workflow.

JIB CRANES ARTICULATING

400, 401, 402 SERIES

EASILY REACH MORE PLACES

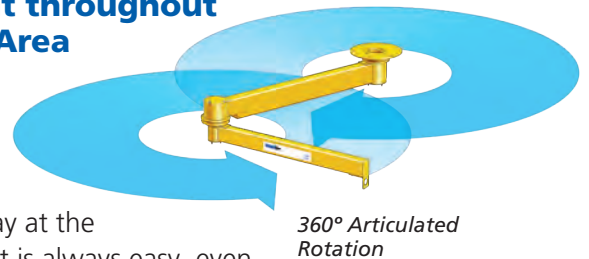


402 Series
Articulating Jib Crane
Freestanding

Spanco Articulating Jib Cranes can lift and precisely place loads around corners and columns, reaching into or under machinery and containers. They can even lift items through doorways (for example, into a paint booth) or deep into equipment under construction or repair. These jib cranes support nearly any type of manipulator, balancer, or hoist.

Effortless Movement throughout Its Entire Coverage Area

Traditional jibs have greater resistance when loads are on the inner half of the boom. But with our articulating cranes, loads stay at the end of the crane. Movement is always easy, even when positioning loads near the base of the crane's mast. So, workers maintain their speed and productivity, and all of the crane's coverage area can be fully utilized.



360° Articulated
Rotation

The Industry's Best Headroom

Spanco Articulating Jib Cranes offer more headroom above and below the boom than any other brand of articulating jib cranes. Their outstanding headroom permits installation in tight locations.

Totally Internal Air Piping

Spanco is the only manufacturer to offer internally piped air power for articulating jib cranes. Eliminate additional clutter and wear-and-tear without the use of cable/hose festooning.

This Spanco 500-Pound Freestanding Articulating Jib Crane includes a custom-engineered, inverted knuckle boom to provide additional headroom.



SPANCO ARTICULATING JIB CRANES

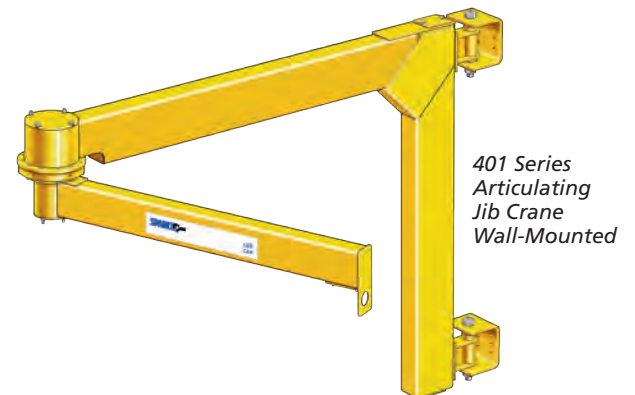
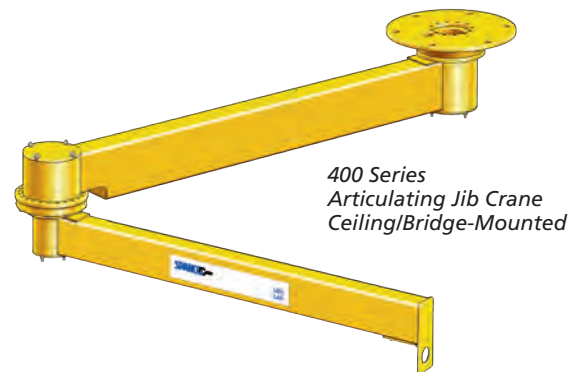
Articulating Jib Cranes	Boom Rotation	Capacities	Spans	Height Under Boom	Powered Rotation
400 Series Ceiling/Bridge Mounted	360° Both arms	Up to 2,000 lbs	Up to 16'	Up to 14' (Freestanding 402 Series)	N/A
401 Series Wall-Mounted	180° Inner arm 360° Outer arm				
402 Series Freestanding	360° Both arms				

ARTICULATING JIB CRANES IN THREE DESIGNS

- Freestanding (foundation-mounted to reinforced concrete foundation)
- Ceiling-mounted or bridge-crane mounted to further extend the crane's coverage area
- Wall-mounted or column-mounted for individual work areas or to accommodate existing overhead cranes

OPTIONS FOR ARTICULATING JIB CRANES

- Electrification to any device supported on the end of the boom
- Compressed air power delivered via internal piping within the articulating boom
- Support for vacuum lifters



This Spanco Articulating Jib Crane travels along an overhead bridge crane to allow one worker to lift sheetrock off multiple stacks spread over a large area. The 500-pound capacity jib crane is fitted with a 250-pound capacity vacuum lifter.




JIB CRANES ENCLOSED TRACK WORKSTATION

500, 501 SERIES




500 Series

*Freestanding
Enclosed Track
Workstation Jib Crane*



501 Series

*Wall-Mounted
Enclosed Track
Workstation Jib Crane*



*End profile of track with
trolley wheel; design
provides self-centering
and self-cleaning*

ERGONOMIC JIB CRANES FOR FASTER BOOM ROTATION

Spanco 500 and 501-Series Workstation Jib Cranes

offer easy fast ergonomic lifting for a wide variety of Class B service applications. Featuring lightweight booms, these agile cranes are easy to start and stop, faster to rotate than I-beam cranes, and offer excellent return on investment.

At the heart of our Workstation Jib Cranes are our smooth-running enclosed track and trolleys. The self-cleaning track prevents dust, debris, or ice from accumulating, while its V-shaped profile ensures accurate trolley wheel alignment to minimize friction and wear.

Our hoist trolleys have large-diameter, polyamide wheels with anti-friction ball bearings.

ENCLOSED TRACK OPTIONS:

- Steel Track: rolled from ASTM A572, A607, or A715 grade steel; available with enamel, powder, epoxy, or galvanized coatings
- Mylar™ Lip Seal: for additional track protection from very heavy dust or paint overspray applications

The Spanco V-Shaped Profile

prevents dust and debris from accumulating on the track. The self-cleaning V-shape also maintains wheel alignment for end trucks and trolleys, so they always glide effortlessly, day after day. Plus, the enclosed track continuously protects wheels from harm.

ENCLOSED TRACK WORKSTATION JIB CRANES

Workstation Jib Cranes	Boom Rotation	Capacities	Spans	Height Under Boom	Powered Rotation
500 Series Freestanding	360°	Up to 1,000 lbs	Up to 16'	Up to 12'	N/A
500 Series with Portable Base	360°	Up to 1,000 lbs	Up to 16'	Up to 12'	N/A
501 Series Wall-Mounted	180°	Up to 1,000 lbs	Up to 16'	Determined by Application	N/A

WORKSTATION JIB CRANE OPTIONS

- Electric collector rings or air swivels for continuous rotation
- Rotation stops for limiting boom rotation (to protect nearby structures, etc.)
- Vacuum hose trolley that fits a hose up to two inches in diameter
- Trolleys for any hook-mounted device
- Trolley options: steel wheels, zinc chromate-plated finish, or bronze wheels with bronze guide rollers
- Festoon Flat Cable: 4-conductor
- Air Hose Festooning: 3/8-inch in diameter
- Anchor bolts and bolt pattern templates for easy installation




A worker stacks boxes of packaged food onto a pallet using a Spanco 150-Pound Capacity Freestanding Workstation Jib Crane with a vacuum attachment.

JIB CRANES ENCLOSED-TRACK WORKSTATION

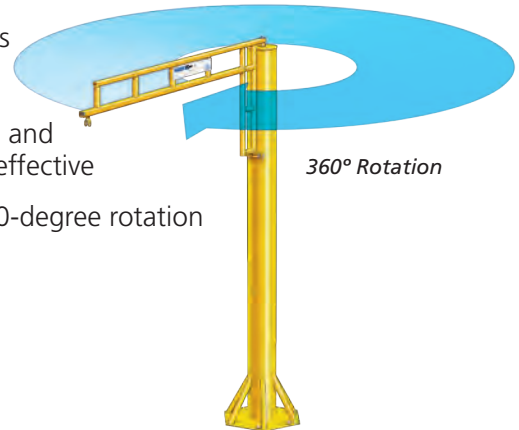
500, 501 SERIES

500 Series
Freestanding
Enclosed Track
Workstation Jib Crane



Freestanding Floor-Mounted Workstation Jib Cranes

- Mounting plates attach with anchor bolts to standard six-inch reinforced concrete floor or to new foundations for special load conditions
- Smaller capacity cranes use square mounting plates with welded gussets connected to the mast; each plate uses four anchor bolts
- Larger capacity cranes use hexagonal mounting plates with welded gussets connected to the mast; each plate uses six anchor bolts
- Welded gussets are stronger than plates, resist buckling, and are more cost effective
- Provide full 360-degree rotation



Freestanding Workstation Jib Crane with
Portable Base

Portable Freestanding Workstation Jib Cranes

These workstation jib cranes have all of the features of our floor mounted models, except with counterweight bases. With their forklift pockets, they're ideal for facilities needing flexible workflows and/or modular workstations.

- From 100 lbs. capacity with 16' span; up to 1,000 lbs. capacity with 12' span

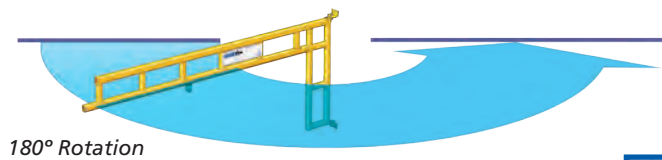
Spanco Wall-Mounted Workstation Jib Cranes

are agile and ergonomic lift solutions that transfer loads quickly. The crane bolts to your existing wall or column to cover individual workstations or supplement larger overhead cranes. Wall-mounted workstations fold out of the way to make room for larger equipment and preserve precious factory floor space.

- Bolts to existing wall or column
- Bronze bearings at the pivot points ensure easy rotation
- Provides easy 180-degree rotation



501 Series
Wall-Mounted
Workstation Jib Crane



180° Rotation



Parts are carefully lifted and positioned into this machine tool using a Spanco 500-Series Freestanding Workstation Jib Crane.

JIB CRANES WALL-TRAVELING

COVER THE ENTIRE LENGTH OF YOUR BUILDING



Wall Traveling
Jib Crane

Spanco Wall-Traveling Jib Cranes provide long lateral movement of materials without taking up any floor space or interfering with large overhead cranes.

By quickly handling all of the smaller lifts, wall-traveling jibs free up your big cranes, increasing overall plant productivity. An entire series of workstations — conceivably the entire length of your building — can be covered by one agile, wall-traveling crane. Our Wall-Traveling Jib Cranes are cost-effective, custom engineered solutions specific to your production needs and building specifications.



A Spanco 5-Ton Wall-Traveling Jib Crane is installed beneath an existing overhead bridge crane and covers the entire length of the facility.

JIB CRANE FEATURES

- The jib boom is fabricated from a standard “S” beam with a vertical angle truss to reduce deflection. The boom and its truss bolt onto the back frame — no welding needed.
- The end trucks are constructed from channel beam frames to resist twisting. End trucks are jig fixtured and machined for optimum fit and travel. End trucks bolt onto the jib’s back frame.
- The upper end trucks use forged-steel flanged crane wheels for long service life.
- The crane drive has a TEFC motor with double-reduction spur gear reducer for dependability.
- Variable Frequency Drives (VFDs) include mainline contactor, control transformer, inverter acceleration control, and fuses in NEMA 4 or 12 enclosures.

SPANCO WALL-TRAVELING JIB CRANES

Wall-Traveling Jib Cranes	Boom Rotation	Capacities	Spans	Runway Length	Height Under Boom	Powered Travel
Wall-Traveling	N/A	Up to 5 Tons	Up to 40'	Runway Provided by Others	Determined by Application	Yes

ADDITIONAL CRANE OPTIONS

- Horn and beacon
- A variety of voltage options (230-3-60, 460-3-60, or 575-3-60)

NOTE: A qualified architect or engineer must first determine if the existing building structure is adequate for a wall-traveling jib crane.

ELIMINATE COSTLY POURED FOUNDATIONS

JIB CRANES FOUNDATIONLESS 600, 605 SERIES

Spanco Foundationless Jib Cranes are industrial slab-mounted systems for indoor use that are bolted to reinforced concrete. If the requirements are met, these systems do not require a special poured foundation, which can sometimes cost more than the system. By not requiring a special poured foundation, you don't have to wait for concrete to cure, meaning you can have your system installed sooner.



600 Series
Foundationless Jib Crane
360° Rotation

NOTE: Jib must be mounted and installed a minimum of 24 inches from the mast centerline to a wall or joint.

FOUNDATIONLESS JIB CRANE ADVANTAGES

- No special poured foundation required
- Can install almost anywhere in the facility (see Foundationless Jib Order Acceptance Disclaimer)
- Can easily be relocated if needed
- 360-degree rotation

FLOOR REQUIREMENTS

- Six-inch thick minimum 3,000 PSI reinforced concrete
- Concrete must use at least #4 rebar at 14-inch maximum centers or wire mesh reinforcement per ACI 318
- Soil must meet International Building Code Class 4 or better specifications with 2,500 pounds-per-square-foot minimum allowable soil pressure under concrete floor

NOTE: Shorter spans, shorter systems, and derating are offered. Longer spans, taller systems, and heavier capacities are not offered. There are additional requirements. For more information, please contact Spanco at 800-869-2080.

SPANCO FOUNDATIONLESS JIB CRANES

Foundationless Jib Cranes	Boom Rotation	Capacities	Spans	Height Under Boom	Beam Type	Powered Rotation
600 Series Freestanding	360°	*500-1,000 lbs.	*8' to 13'	*8' to 20'	I-beam	Chain & Sprocket
605 Series Freestanding	360°	*250-1,000 lbs.	*4' to 16'	*8' to 12'	Trussed Enclosed Track	N/A



605 Series
Foundationless Jib Crane
360° Rotation

*Dependent on capacity, span, and Height Under Boom (HUB) selected

JIB CRANES MOTORIZED

CUSTOM ENGINEERED FOR LONG LIFE

We custom engineer our motorized jib cranes

to assure a long service life for your specific application. Wall-cantilever, wall-bracket, and mast-style jib cranes use the same basic drive as the freestanding model, guaranteeing high performance and reliability.



A 3-Ton Motorized Freestanding Jib Crane with Epoxy Coating for corrosive environments.

- We use direct chain and sprocket drives for the accurate and easy positioning of loads. These drives deliver positive traction, eliminating slippage problems common to some tractor-type drives or drives that power roller assemblies. The direct chain and sprocket design is also better for roller durability since it is not directly driving the load-bearing roller assemblies.
- Our drives include a field-adjustable torque limiter for drive protection, as well as a worm gear reducer in an oil bath lubrication for long-lasting, reliable operation and low maintenance.
- TEFC 30-minute rated motors with thermal overload protection are standard.
- All drive parts are easily accessible for lubrication, adjustment, and maintenance.

JIB CRANE DRIVE OPTIONS

- Stainless Steel Wear Rings for corrosive or spark-resistant applications.
- Air Drives
- Special Control Enclosures and wiring for hazardous locations.
- Multi-Speed Units for delicate handling situations.
- Protective Coatings: galvanizing, epoxy, and additional custom coatings as required by your application environment.

FITS ANY FREESTANDING BOX STYLE HEAD CRANE

JIB CRANES RETROFIT JIB DRIVES

Spanco Retrofit Jib Drives convert your existing manual rotation jib crane to motorized rotation for a fraction of the cost of a new powered crane.

These drives are ideal for powering the rotation of heavier loads, or when your production area makes manually rotating the jib unsafe, impractical, or inefficient.

Universal Modular Design

Spanco Retrofit Drives have a modular design that bolts onto the back of any box style head assembly.

Our jib drive features a high-efficiency electric motor and ultra-reliable worm gear reducer with self-lubrication. The worm gear drives a set of large steel rollers fitted with polyurethane treads for exceptional durability and traction.

The rollers are constantly kept at the correct pressure against the crane's mast via a spring-loaded tension adjustment mechanism, assuring smooth acceleration and jib rotation.

SPANCO RETROFIT DRIVE OPTIONS

- Air Drives
- NEMA 12 and 4 control enclosures (for indoor use)

Spanco Retrofit Jib Drives meet CMAA, OSHA, ASME standards, and are not for outdoor use.


JIB DRIVE CONTROL PANEL

A NEMA 4 Enclosure Houses:

- Mainline Contactor
- Thermal Overload
- 110V Fused Control Transformer
- Branch Circuit Fusing to Crane Motor
- Variable Frequency Drive

Control Panel Options

- NEMA 12 and 4 control enclosures for indoor use
- Explosion proof enclosures and wiring
- Controls can be set up for 230 volt, 460 volt, or 575 volt, 3-phase, 60-cycle power supply; call Spanco regarding additional available voltages.



Retrofit Jib Drive

Retrofit Drives	Capacity	Max. Jib Span	Speed (Nominal)
RDU-2-(Mast Dia.)	2 Ton	20'	1/2 RPM
RDU-3-(Mast Dia.)	3 Ton		
RDU-5-(Mast Dia.)	5 Ton		



Jib Drive Control Panel

SPANCO JIB CRANES

THE PERFECT COMPLEMENT FOR YOUR EXISTING OVERHEAD CRANES

Six Times The Flexibility

A manufacturer of large material handling systems needed a quick way to move large components like superstructure engine assemblies to and from the main assembly conveyor without having to wait for one of the plant's 30-ton overhead cranes.

Their local Spanco distributor recommended that they install six One-Ton Capacity 300-Series Wall-Mounted Jib Cranes in critical work areas. Now, one worker can lift and move major components over ever-changing floor obstacles and back onto the conveyor without using a 30-ton crane. And, the jib cranes simply fold away when the large overhead cranes are needed.



The Right-Sized Crane

A steel mill realized that its large overhead cranes were frequently unavailable for key tasks, such as ladle transport, because they were also used for smaller tasks, e.g., ladle lid removal and replacement. Plus, the large cranes were difficult and slow to maneuver for these smaller tasks.

Impressed by our 20 years of steel mill experience, the mill invested in a Spanco Wall-Traveling Jib Crane. The new, custom-engineered jib crane travels on beam runways that are mounted onto support columns. It readily removes and replaces ladle lids, while the large overhead cranes can focus on transferring the ladles themselves. As a plus, the wall-traveling jib is quickly moved out of the way when the large overhead cranes are needed.

JIB CRANES WARRANTY

PRODUCT WARRANTY COVERAGE

Spanco, Inc. warrants its products to be free from defects in material and workmanship as follows:

- Manual Systems & Equipment: Ten Years
- Motorized Systems & Equipment: One Year
- Paint & Finishes for Non-Aluminum Components: Two Years

Ten-Year Warranty Coverage:

- Defects in equipment material and workmanship of manual systems and equipment
- Wearable parts (workstation bridge crane end trucks and hoist trolley wheels only)

Spanco, Inc. warrants its manual workstation bridge crane, jib crane, and gantry crane products to be free from defects in material and workmanship for a period of ten (10) years or 20,000 hours, commencing on the date of shipment to the first retail purchaser. This warranty extends to non-wearable parts only, with the exception of the wheels supplied on manually operated workstation end trucks and hoist trolleys.

One-Year Warranty Coverage:

- Defects in equipment material and workmanship of motorized systems and equipment

Spanco, Inc. warrants motorized equipment to be free from defects in material and workmanship for a period of one (1) year or 2,000 hours, commencing on the date of shipment to the first retail purchaser.

Two-Year Warranty Coverage:

- Paint coatings and finishes for non-aluminum components

Spanco, Inc. warrants its paint and finishes for a period of two (2) years. Warranty claims related to coatings must be accompanied by documentation of the product's application and environmental conditions from time of delivery to time of claim.

WARRANTY TERMS & CONDITIONS

All warranty claims must be approved by Spanco before any work is performed. Spanco's obligation under this warranty is limited to the replacement or repair of Spanco products at the factory or separate location approved by Spanco. **Other than the above mentioned warranty, Spanco will not honor any other warranties—whether expressed, implied, or statutory—and disclaims any warranties of merchantability or fitness for a particular purpose.** Spanco has the right to reject any warranty claim due to harsh and/or inappropriate environmental conditions.


Spanco Is Not Liable for:

- Indirect, incidental, or consequential damages including lost profits, operating costs, loss of production, or travel expenses
- Components or accessories not manufactured by Spanco
- Defective equipment or system failure caused by misuse, negligence, and improper installation or maintenance
- Equipment that has been used in excess of its rated capacity or beyond its service factors
- Equipment that has been altered without Spanco's written authorization
- Damage incurred by freight carriers
- Any loss, injury, or damage to persons or property resulting from failure or defective operation of material or equipment

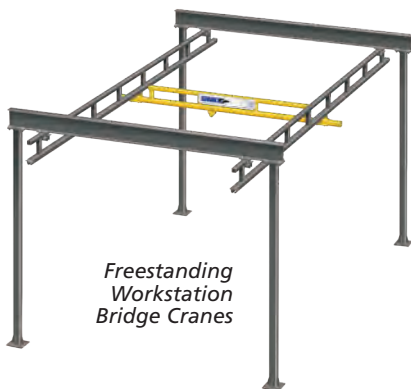
Reimbursement Disclaimer:

- Written notice of any claimed system defect must be given to Spanco within ninety (90) days of shipment.
- All requests for reimbursement must be accompanied by proper documentation.
- Reimbursement is provided in the form of a credit unless otherwise approved by Spanco management.
- Reimbursement for labor will be provided at a maximum rate of \$75 per hour.
- All reimbursement is subject to approval by Spanco management.

SPANCO FAMILY OF LIFTING SOLUTIONS



Ceiling-Mounted Workstation Bridge Cranes



Freestanding Workstation Bridge Cranes



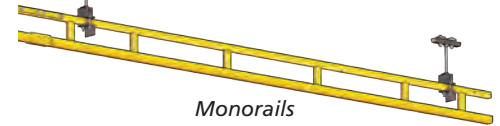
Lightweight and Portable Aluminum Gantries



Wall-Mounted Jib Cranes



Versatile Steel Gantry Cranes



Monorails



Freestanding Jib Cranes

To learn more about Spanco's full line of material handling products, including Jib Cranes, Gantry Cranes, and Workstation Bridge Cranes, please visit Spanco.com.



JIB CRANES NEXT STEP

Our engineering department stands ready to help you or your qualified architect or engineer address any and all challenging applications. If you ever have any questions regarding the installation, operation, or maintenance of your crane, call us at 800-869-2080.

To find your manufacturer's rep, visit Spanco.com or call us at **800-869-2080**. We'll connect you with the most qualified local Spanco dealer for your application. Your dealer will gladly review your needs in-person and make expert recommendations. We stand ready to deliver on our Promise to Perform.

Locations: ■ Morgantown, PA ■ Las Vegas, NV
U.S. Phone: 800-869-2080 ■ **Outside U.S. Phone:** 1-610-286-7200
Email: info@Spanco.com ■ **Website:** Spanco.com



©2019 Spanco®, Inc. All rights reserved. All specifications and product designs subject to change without notice. All trademarks are the sole property of their respective owners.

SP-JC-BR0419V2