

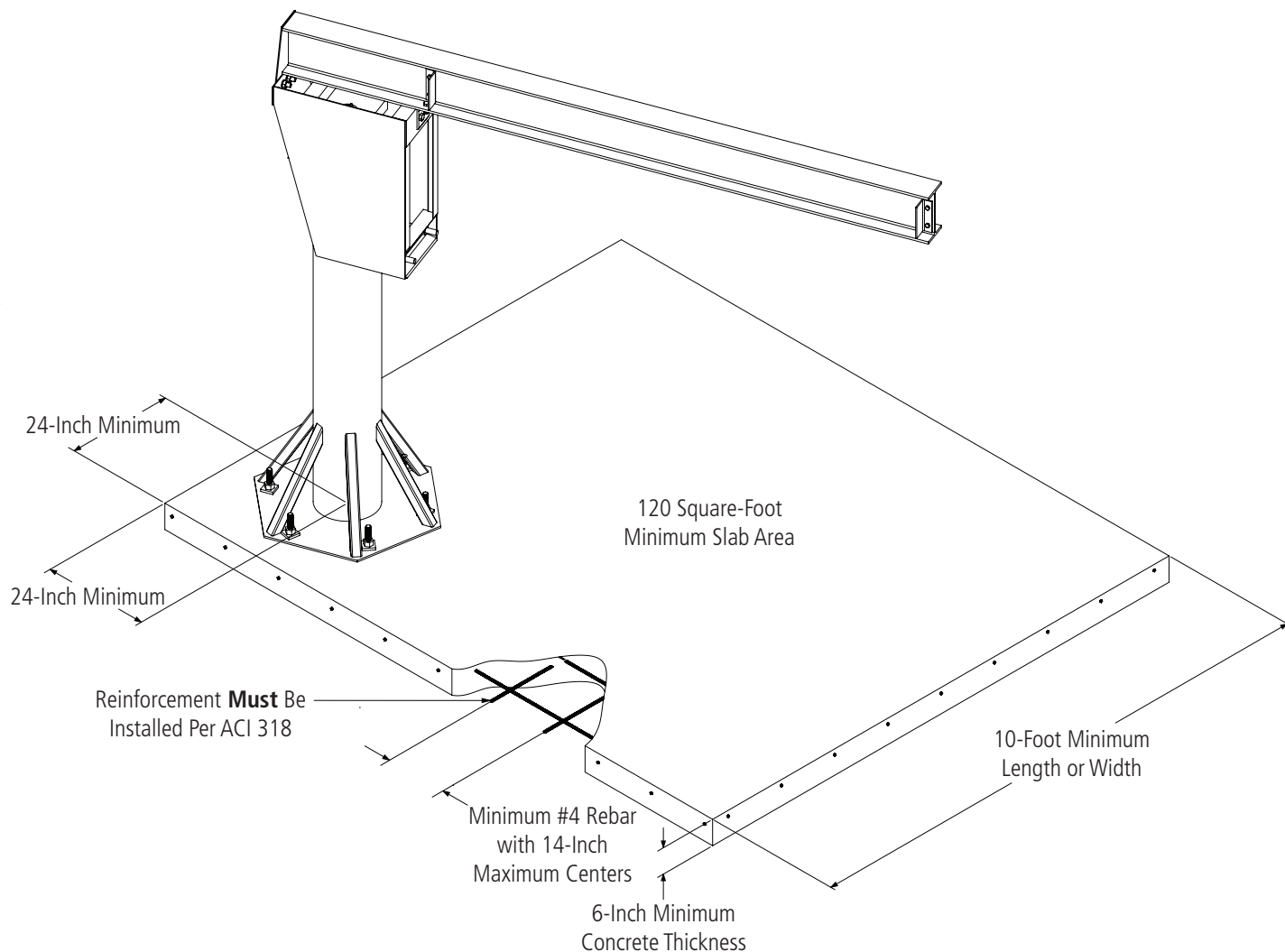
## 605 SERIES FOUNDATIONLESS JIB CRANE MANUAL ADDENDUM



**NOTE:** This manual addendum must be read first and used in conjunction with manual 103-0012.

Spanco Foundationless Jib Cranes are industrial slab-mounted systems for indoor use that are bolted to reinforced concrete. Spanco requires a completed Foundationless Jib Order Acceptance Disclaimer to confirm that the building and foundation can support this style of foundationless jib. A copy of the Foundationless Jib Order Acceptance Disclaimer requirements are on pages 2-3 of this manual addendum. Ensure that the foundationless jib crane is installed per the requirements on the Foundationless Jib Order Acceptance Disclaimer and manual 103-0012.

### Spanco Foundationless Jib Illustration



**NOTE:** The illustration above shows a 600 Series Jib. Foundationless jibs can also be 605 Series Jibs.

### Requirements for Order Acceptance

---

- Concrete floor, on which jib will be mounted, must be a minimum of six inches thick and at a minimum, constructed of concrete that can withstand and support pressure and weight of 3,000 pounds-per-square-inch per the American Concrete Institute guidelines (ACI 318).
- Concrete must include reinforcement to meet the minimum requirements of the latest edition of ACI 318.
- Soil must meet International Building Code (IBC) Class 4 or better specifications with 2,500 pounds-per-square-foot minimum allowable soil pressure under the concrete floor.
- Jib must be mounted and installed a minimum of 24 inches from the mast centerline to a wall or joint.
- Jib must sit on a minimum 120 square-foot concrete area, with no side less than 10 feet in width, that is free of cracks, seams, and walls.
- Concrete must use at least #4 rebar at 14-inch maximum centers. **NOTE:** Wire mesh reinforcement is not permissible.
- Minimum 7/8-inch diameter chemical anchor bolts must be able to withstand a minimum of 4,000 pounds of pullout force. (An example of an acceptable anchor rod is HIT-HY 200 + HAS 7/8 inch, with four-inch embedded epoxy).
- Chemical anchor bolt installation procedures must be followed exactly in accordance with the manufacturer's recommendations.
- Seismic and subsoil considerations need to be determined by a local professional engineer.
- If required, existing steel base plate holes may be upsized to accept larger diameter chemical anchor bolts.
- After installation, the fully assembled crane must be load tested to 125 percent of the rated capacity per OSHA and ANSI specifications before being placed into service.
- The hoist's weight must not exceed 15 percent of the system's rated capacity.
- System and associated concrete flooring must be inspected at least annually in accordance with all OSHA regulatory requirements.
- This Foundationless Jib Order Acceptance Disclaimer is for one of the following systems, which can be mounted on the afore-mentioned six-inch thick concrete floor: **NOTE:** Shorter spans, shorter systems, and derating are offered. Longer spans, taller systems, and greater capacities are not offered.

**600 Jib, 500 LBS:** 600-1208-1308, 600-1208-1309, 600-1208-1310, 600-1206-1211, 600-1208-1311, 600-1206-1212, 600-1208-1312, 600-1206-1213, 600-1208-1313, 600-1206-1114, 600-1206-1214, 600-1208-1314, 600-1206-1015, 600-1206-1115, 600-1206-1215, 600-1208-1315, 600-1206-1016, 600-1206-1116, 600-1206-1216, 600-1208-1316, 600-1206-1017, 600-1206-1117, 600-1208-1217, 600-1208-1317, 600-1206-0918, 600-1206-1018, 600-1206-1118, 600-1208-1218, 600-1208-1318, 600-1206-0919, 600-1206-1019, 600-1206-1119, 600-1208-1219, 600-1208-1319, 600-1206-0920, 600-1206-1020, 600-1206-1120, 600-1208-1220, 600-1208-1320.

**600 Jib, 1,000 LBS:** 600-1206-0910, 600-1206-0911, 600-1206-0912, 600-1206-0813, 600-1206-0913, 600-1206-0814, 600-1206-0914, 600-1206-0815, 600-1206-0915, 600-1206-0816, 600-1206-0916, 600-1206-0817, 600-1206-0917, 600-1206-0818, 600-1206-0918, 600-1206-0819, 600-1206-0919, 600-1206-0820, 600-1206-0920.

**605 Jib, 250 LBS:** 605-250-16-12.

**605 Jib, 500 LBS:** 605-500-10-8, 605-500-12-8, 605-500-10-10, 605-500-12-10, 605-500-8-12, 605-500-10-12, 605-500-12-12.

**605 Jib, 1,000 LBS:** 605-1000-4-8, 605-1000-6-8, 605-1000-8-8, 605-1000-4-10, 605-1000-6-10, 605-1000-8-10, 605-1000-4-12, 605-1000-6-12, 605-1000-8-12.

---

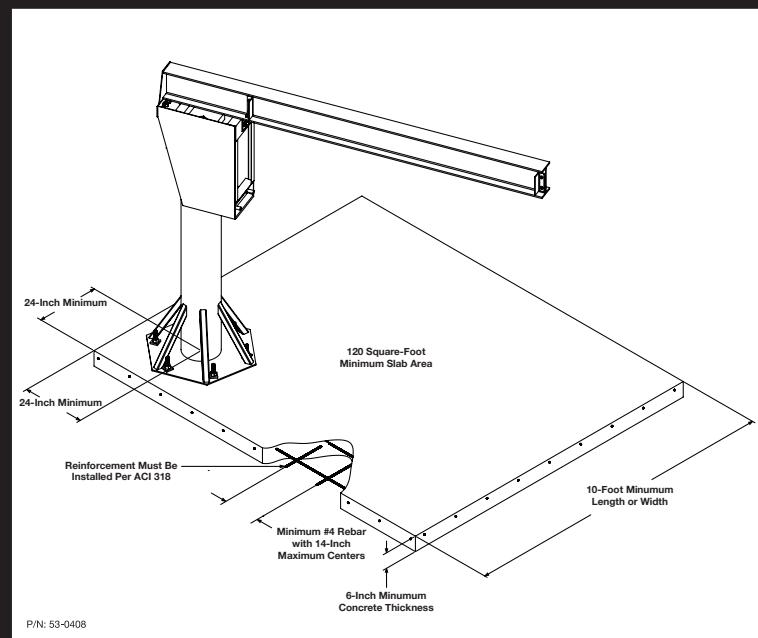
**NOTE:** Please contact a Spanco Technical Sales Support Specialist for additional system options.

## Labeling

All labeling must be legible and attached to the system. For replacement labels, contact Spanco®.

### Label Placement Disclaimer

If system is shipped unpainted or without properly secured labels, proper label placement is the sole responsibility of the end user. Spanco cannot be held liable for any damage or injury resulting from omitted or improper label placement.



**⚠ WARNING ⚠**

- READ AND UNDERSTAND JIB MANUALS 103-0005 OR 103-0012 BEFORE OPERATING CRANE.
- CONCRETE SURROUNDING JIB CRANE MUST BE INSPECTED AT LEAST ANNUALLY PER FOUNDATIONLESS JIB MANUAL ADDENDUM. IF LOST, CALL SPANCO FOR FREE REPLACEMENT.
- REMOVE FROM SERVICE IF CONCRETE IS CRACKED, CUT, DAMAGED, OR COMPROMISED IN ANY WAY. FAILURE TO DO SO MAY RESULT IN INJURY OR DEATH.

P/N 53-0408

**NOTE:** Label 53-0408 should be centered on the mast at eye level. The illustration on label 53-0408 shows a 600 Series Jib. Foundationless jibs can also be 605 Series Jibs.

## Assembly Instructions

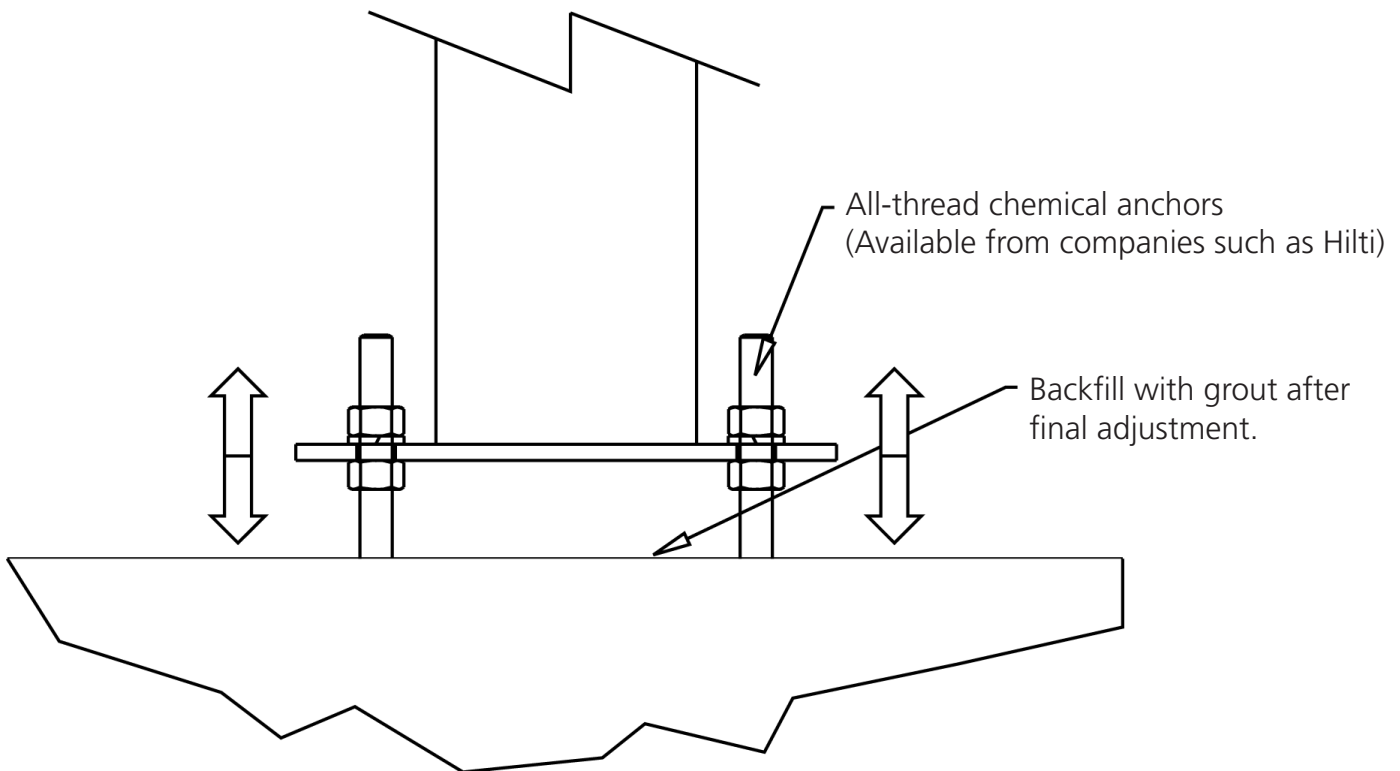
Follow all instructions in manual 103-0012 and in conjunction with the instructions below.

**NOTE:** It is solely the customer's responsibility to provide the proper concrete foundation and anchor bolts for this system. Do not deviate from the required foundation, foundation size, provided hardware, or installation recommendations without consulting a qualified professional. If the required foundation is unknown, contact Spanco.

- 1) Mark the bolt-hole pattern on the foundation.
- 2) Install chemical anchor bolts in accordance with the bolt manufacturer's recommendations.
- 3) The finished installation requires full contact of the base plate on the foundation. All anchor bolts must have plate washers with standard clearance holes and adequate thickness for oversized base plate holes. Along with plate washers, a standard flat washer must be used on each anchor bolt.

## Adjustable Method of Mast Anchorage

Adjust column height by adjusting nut height.



## **PRODUCT WARRANTY COVERAGE**

Spanco, Inc. warrants its products to be free from defects in material and workmanship as follows:

- Manual Systems & Equipment: Ten Years
- Motorized Systems & Equipment: One Year
- Paint & Finishes for Non-Aluminum Components: Two Years

### **Ten-Year Warranty Coverage:**

- Defects in equipment material and workmanship of manual systems and equipment
- Wearable parts (workstation bridge crane end trucks and hoist trolley wheels only)

Spanco, Inc. warrants its manual workstation bridge crane, jib crane, and gantry crane products to be free from defects in material and workmanship for a period of ten (10) years or 20,000 hours, commencing on the date of shipment to the first retail purchaser. This warranty extends to non-wearable parts only, with the exception of the wheels supplied on manually operated workstation end trucks and hoist trolleys.

### **One-Year Warranty Coverage:**

- Defects in equipment material and workmanship of motorized systems and equipment

Spanco, Inc. warrants motorized equipment to be free from defects in material and workmanship for a period of one (1) year or 2,000 hours, commencing on the date of shipment to the first retail purchaser.

### **Two-Year Warranty Coverage:**

- Paint coatings and finishes for non-aluminum components

Spanco, Inc. warrants its paint and finishes for a period of two (2) years. Warranty claims related to coatings must be accompanied by documentation of the product's application and environmental conditions from time of delivery to time of claim.



## **WARRANTY TERMS & CONDITIONS**

All warranty claims must be approved by Spanco before any work is performed. Spanco's obligation under this warranty is limited to the replacement or repair of Spanco products at the factory or separate location approved by Spanco. **Other than the above mentioned warranty, Spanco will not honor any other warranties—whether expressed, implied, or statutory—and disclaims any warranties of merchantability or fitness for a particular purpose.** Spanco has the right to reject any warranty claim due to harsh and/or inappropriate environmental conditions.

### **Spanco Is Not Liable for:**

- Indirect, incidental, or consequential damages including lost profits, operating costs, loss of production, or travel expenses
- Components or accessories not manufactured by Spanco
- Defective equipment or system failure caused by misuse, negligence, and improper installation or maintenance
- Equipment that has been used in excess of its rated capacity or beyond its service factors
- Equipment that has been altered without Spanco's written authorization
- Damage incurred by freight carriers
- Any loss, injury, or damage to persons or property resulting from failure or defective operation of material or equipment

### **Reimbursement Disclaimer:**

- Written notice of any claimed system defect must be given to Spanco within ninety (90) days of shipment.
- All requests for reimbursement must be accompanied by proper documentation.
- Reimbursement is provided in the form of a credit unless otherwise approved by Spanco management.
- Reimbursement for labor will be provided at a maximum rate of \$75 per hour.
- All reimbursement is subject to approval by Spanco management.

## **ABOUT SPANCO®**

### **Our Commitment**

Spanco professionals are dedicated to designing and manufacturing a variety of material handling solutions that meet all applicable CMAA, ANSI, OSHA, and MMA guidelines and standards. Our team of engineers and industry experts combine many years of experience in the material handling industry to manufacture material handling solutions that are backed by the best warranty in the industry.

Spanco production facilities are certified under the ISO 9001:2008 Quality Management System to provide superior quality products. And every welder at Spanco is certified to handle steel (D1.1) and aluminum (D1.2) in accordance with the rigorous requirements and lab testing established by the American Welders Society (AWS).

Spanco professionals welcome challenging projects that require custom crane engineering. Spanco also offers hundreds of pre-engineered lifting solutions, including Workstation Bridge Cranes, Jib Cranes, Gantry Cranes, Monorails, and Tractor Drives.

### **Our Production:**

All of our systems are designed and manufactured in the United States of America. We have production facilities in Las Vegas, Nevada, and at our headquarters in Morgantown, Pennsylvania.

